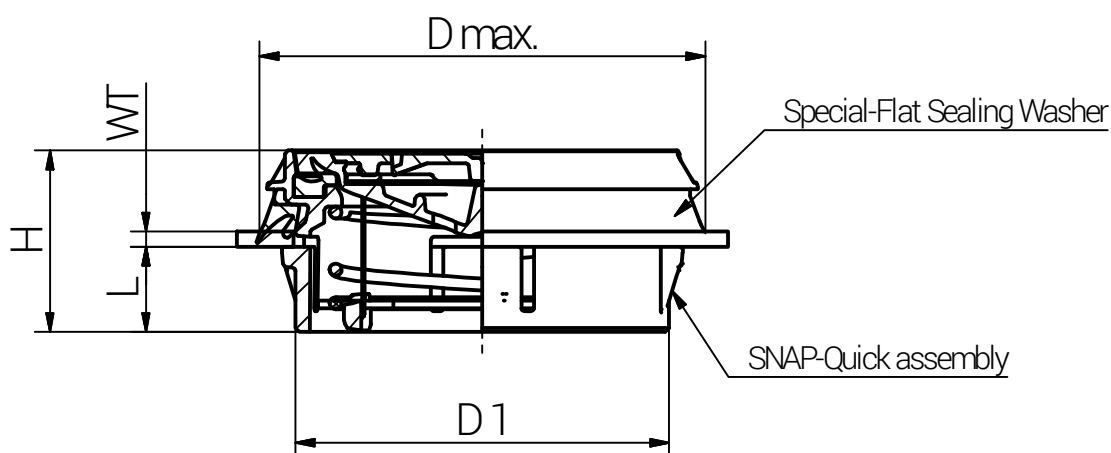


# Mounting Instruction

## Non Threaded Enclosure with Special-Flat Sealing Washer



Step	Assembly Steps (The installation should only be done by a qualified electrician who are trained in the installation of cable glands..)
1	Mount the safety pressure balance element using the quick-assembly body on the counterpart (e.g. electronic enclosure).

Article	Size	Air Flow (closed) l/h @ P= 70 mbar	Water Intrusion Pressure mbar	Opening Pressure mbar	Gas Flow after opening at 500 mbar l/h	Enclosure Wall Thickness WT (mm)	D max. (mm)	D1 (mm)	L (mm)	H (mm)
RAL9005										
50ARVSD1002	Ø 50	400	> 200	100±50	900.000	2.00±0.10	65,0	49.4	11.25	24.0



RST Rabe-System-Technik und Vertriebs-GmbH  
 Otto-Lilienthal-Strasse 19  
 49134 Wallenhorst  
 ☎ +49 5407 8766-0  
 ☎ +49 5407 8766-99  
 ✉ info@rst.eu

Unless otherwise specified on the drawing:  
 Metric Thread = EN 60423  
 PG Thread = DIN 40430  
 NPT Thread = ANSI B1.20.1  
 Tolerance: DIN ISO 2768-m  
 All dimensions in mm

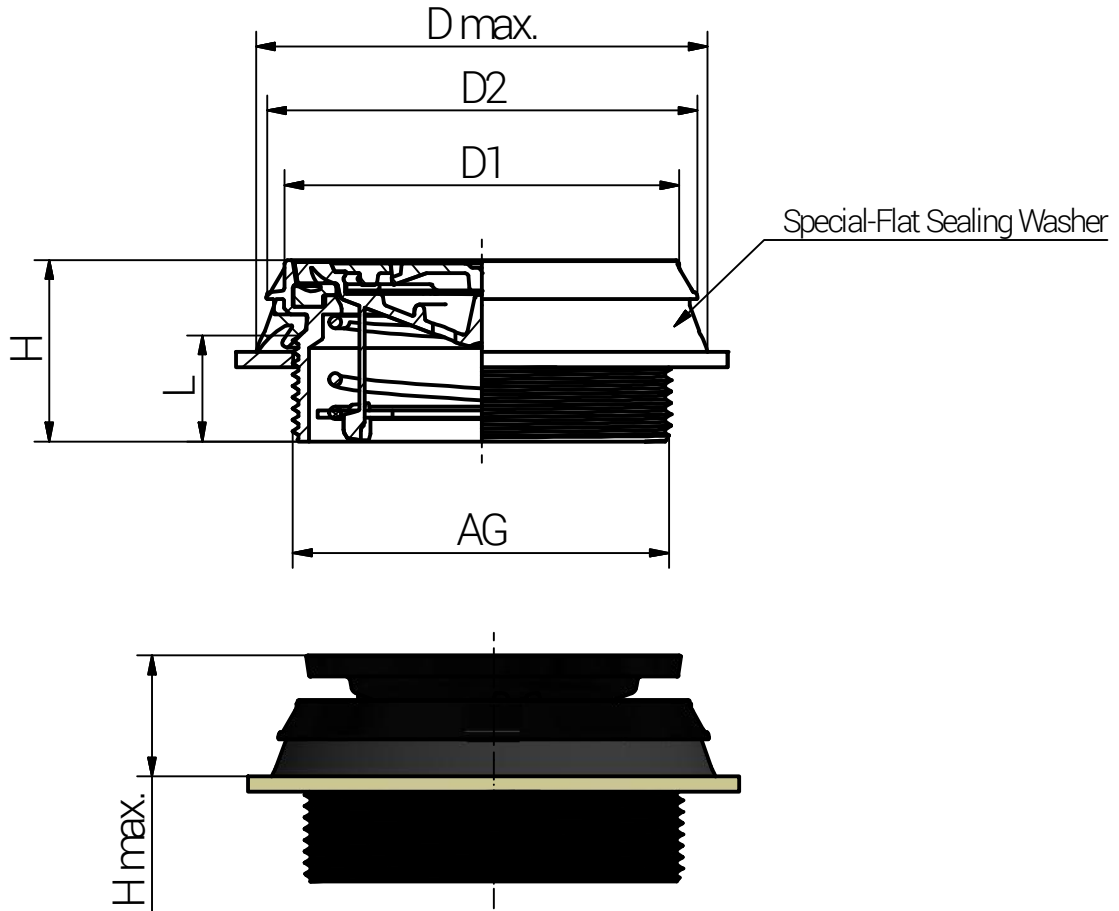
Abusively use, in particular reproduction and dissemination to third parties is not permitted. You can be punished by civil law. Technical changes are reserved.

				Date	Name	ARVSD						
				Draw.	07.12.2023						SL	
				Appr.	07.12.2023						KH	
				Norm							1:1	
				Scale:								
				Material:		Drawing-Nr.:				1	of 1	
				Polyamide 66 (GF)		50ARVSD1002_EZM_TD_Englisch						
A	Air Flow + Water Intr. Pressure	25.06.2024	SL								A4	
Status	Modification	Date	Name	Z:\Inventor\Montageanleitung\Druckausgleichselemente\Sicherheits-DAE\50ARVSD1002\Sicherheits-DAE-50ARVSD1002_EZM_TD_Englisch.idw							V11	

Please note that the above representation is just a dimension illustration.

# Mounting Instruction

## Non Threaded Enclosure with Special-Flat Sealing Washer



Step	Assembly Steps (The installation should only be done by a qualified electrician who are trained in the installation of cable glands..)
1	Mount the safety pressure balance element with the connection thread on the counterpart (e.g. electronic enclosure) and tighten until the washer fulfills its function. Over tightening may cause damage.

Article	Thread	Air Flow (closed) l/h @ P= 70 mbar	Water Intrusion Pressure mbar	Opening Pressure mbar	Gas Flow after opening at 500 mbar l/h	D max. (mm)	D1 (mm)	D2 (mm)	L (mm)	H (mm)	H max. (mm)	Non Threaded Enclosure AG (mm)	Tightening Torque (Nm) TT
RAL9005 ARVSDM50100	AG M50x1,5	400	> 200	100±50	900.000	65,0	52,2	57,0	13,25	24,0	16,1	50 (0/+0,3)	4,0±1,0



RST Pabe-System-Technik und Vertriebs-GmbH  
Otto-Lilienthal-Strasse 19  
49134 Wallenhorst  
☎ +49 5407 8766-0  
☎ +49 5407 8766-99  
✉ info@rst.eu

Unless otherwise specified on the drawing:  
Metric Thread = EN 60423  
PG Thread = DIN 40430  
NPT Thread = ANSI B1.20.1  
Tolerance: DIN ISO 2768-m  
All dimensions in mm

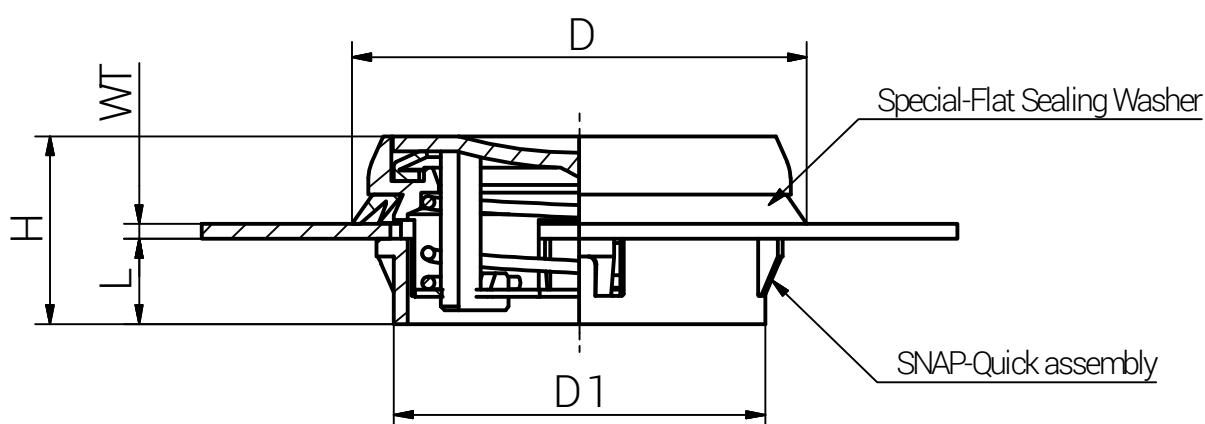
Abusively use, in particular reproduction and dissemination to third parties is not permitted. You can be punished by civil law. Technical changes are reserved.

		Date	Name	<h1>ARVSD M 50</h1>										
		Draw.	18.07.2024											SL
		Appr.	18.07.2024											KH
		Norm												1:1
		Scale:												
		Material:	Polyamide 66 (GF)		Drawing-Nr.:	ARVSDM50100_EZM_TD_Englisch						1	of 1	
												A4		
Status	Modification	Date	Name	Z:\Inventor\Montageanleitung\Druckausgleichselemente\Sicherheits-DAE\ARVSDM50100\Sicherheits-DAE\ARVSDM50100_EZM_TD_Englisch.idw										V6

Please note that the above representation is just a dimension illustration.

# Mounting Instruction

## Non Threaded Enclosure with Special-Flat Sealing Washer



Step	Assembly Steps (The installation should only be done by a qualified electrician who are trained in the installation of cable glands..)
1	Mount the safety pressure balance element using the quick-assembly body on the counterpart (e.g. electronic enclosure).

Article	Size	Opening Pressure	Gas Flow after opening at 500 mbar	Enclosure Wall Thickness WT	D	D1	L	H
RAL9005		mbar	l/h	(mm)	(mm)	(mm)	(mm)	(mm)
50ARSD1002	Ø 50	100±50	900.000	2.00±0.10	58.4	49.4	11.25	24.0



RST Fabe-System-Technik und Vertriebs-GmbH  
 Otto-Lilienthal-Strasse 19  
 49134 Wallenhorst  
 ☎ +49 5407 8766-0  
 ☎ +49 5407 8766-99  
 ✉ info@rst.eu

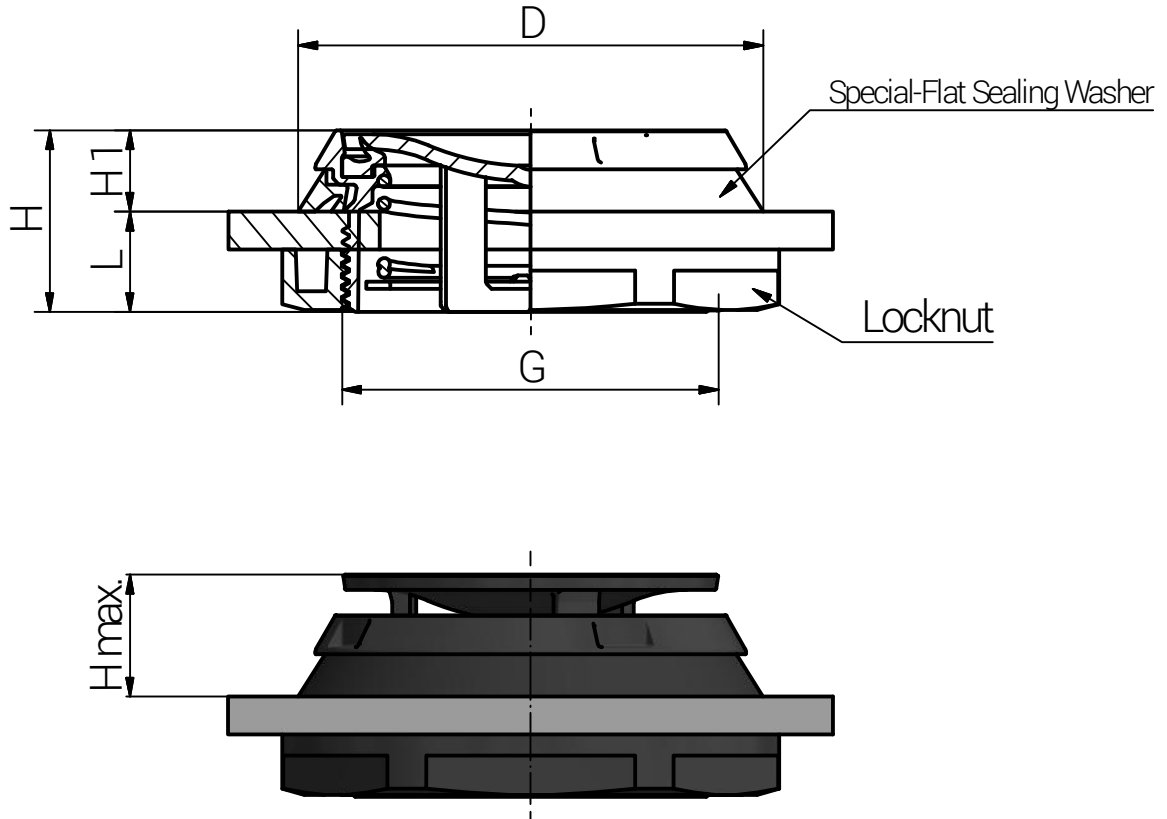
Unless otherwise specified on the drawing:  
 Metric Thread = EN 60423  
 PG Thread = DIN 40430  
 NPT Thread = ANSI B1.20.1  
 Tolerance: DIN ISO 2768-m  
 All dimensions in mm

Abusively use, in particular reproduction and dissemination to third parties is not permitted. You can be punished by civil law. Technical changes are reserved.

				Date	Name	<h1>ARSD</h1>	
				Draw.	05.07.2022		SL
				Appr.	05.07.2022		KH
				Norm			1:1
				Scale:			
				Material:	Polyamide 66 (GF)		
					Drawing-Nr.:	50ARSD1002_EZM_TD_Englisch	
						1 of 1	
						A4	
Status	Modification	Date	Name	Z:\inventor\Montageanleitung\Druckausgleichselemente\Sicherheits-DAE\50ARSD1002\Sicherheits-DAE-50ARSD1002_EZM_TD_Englisch.idw			V11

Please note that the above representation is just a dimension illustration.

# Mounting Instruction



Step	Assembly Steps (The installation should only be done by a qualified electrician who are trained in the installation of cable glands.)
1	Mount the safety pressure balance element with the connection thread on the counterpart (e.g. electronic enclosure) and tighten until the washer fulfills its function. Over tightening may cause damage.

Article	Opening Pressure	Gas Flow after opening at 500 mbar	Thread	L	D	H	H1	H max.	Non Threaded Enclosure	Tightening Torque (Nm)
RAL9005	mbar	l/h	G	(mm)	(mm)	(mm)	(mm)	(mm)	G (mm)	TT
50ARSD100M50	100±50	900.000	M50x1.5	13.25	59.0 - 65.0	24.0	10.75	16.1	50 (0/+0,3)	4.0±1.0



RST Rabe-System-Technik und Vertriebs-GmbH  
 Otto-Lilienthal-Strasse 19  
 49134 Wallenhorst  
 ☎ +49 5407 8766-0  
 ☎ +49 5407 8766-99  
 ✉ info@rst.eu

Unless otherwise specified on the drawing:  
 Metric Thread = EN 60423  
 PG Thread = DIN 40430  
 NPT Thread = ANSI B1.20.1  
 Tolerance: DIN ISO 2768-m  
 All dimensions in mm

Abusively use, in particular reproduction and dissemination to third parties is not permitted. You can be punished by civil law. Technical changes are reserved.

				Date	Name	<h2>ARSD M50</h2>						
				Draw.	24.04.2023						SL	
				Appr.	24.04.2023						KH	
				Norm							1:1	
				Scale:								
				Material:	Polyamide 66 (GF)					Drawing-Nr.:	50ARSD100M50_EZM_TD_Englisch	
										1	of 1	
										A4		
Status	Modification	Date	Name	Z:\Inventor\Montageanleitung\Druckausgleichselemente\Sicherheits-DAE\50ARSD100M50\Sicherheits-DAE-50ARSD100M50_EZM_TD_Englisch.idw						V20		